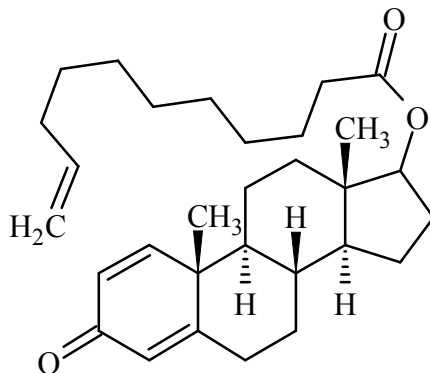




Boldenone Undecylenate

The Drug Enforcement Administration's Special Testing and Research Laboratory generated this monograph using structurally confirmed reference material.



1. GENERAL INFORMATION

IUPAC Name:	3-oxoandrosta-1,4-dien-17-yl undec-10-enoate
CAS#:	13103-34-9
Synonyms:	1-Dehydrotestosterone Undecylenate, 1,4-androstadien-17 β -ol-3-one undecylnate
Source:	DEA Reference Material Collection
Appearance:	Amber liquid
UV_{max}(nm):	Not Determined

2. CHEMICAL AND PHYSICAL DATA

2.1 CHEMICAL DATA

Form	Chemical Formula	Molecular Weight	Melting Point (°C)
Base	C ₃₀ H ₄₄ O ₃	452	Not Determined



Boldenone Undecylenate

The Drug Enforcement Administration's Special Testing and Research Laboratory generated this monograph using structurally confirmed reference material.



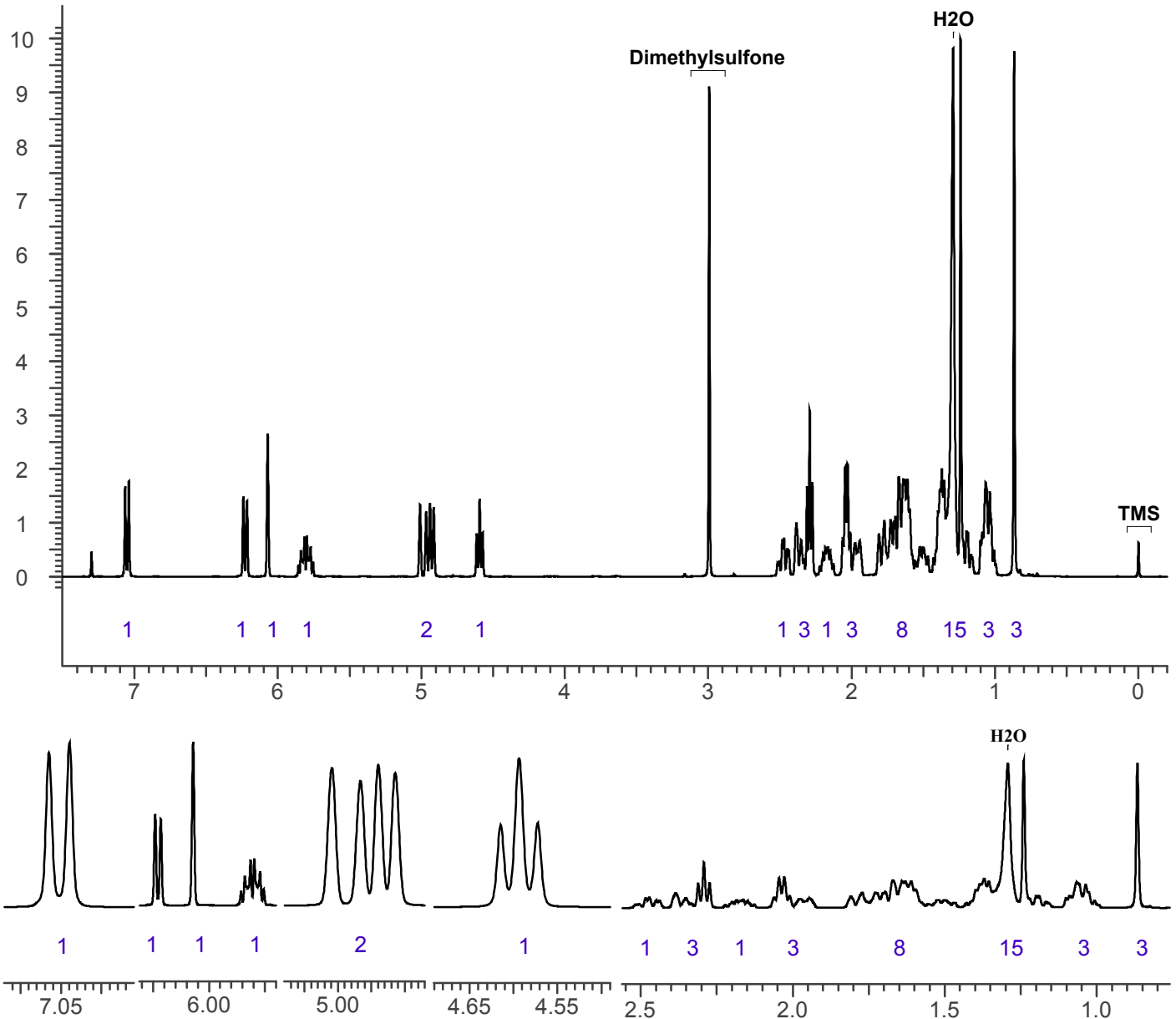
3. QUALITATIVE DATA

3.1 NUCLEAR MAGNETIC RESONANCE

Sample Preparation: Dilute analyte to ~75 mg/mL in CDCl_3 containing TMS for 0 ppm reference and dimethylsulfone as quantitative internal standard.

Instrument: 400 MHz NMR spectrometer
Parameters: Spectral width: at least containing -3 ppm through 13 ppm
Pulse angle: 90°
Delay between pulses: 45 seconds

^1H NMR: Boldenone Undecylenate Lot# 194166A CDCl_3 , 400MHz





Boldenone Undecylenate

The Drug Enforcement Administration's Special Testing and Research Laboratory generated this monograph using structurally confirmed reference material.



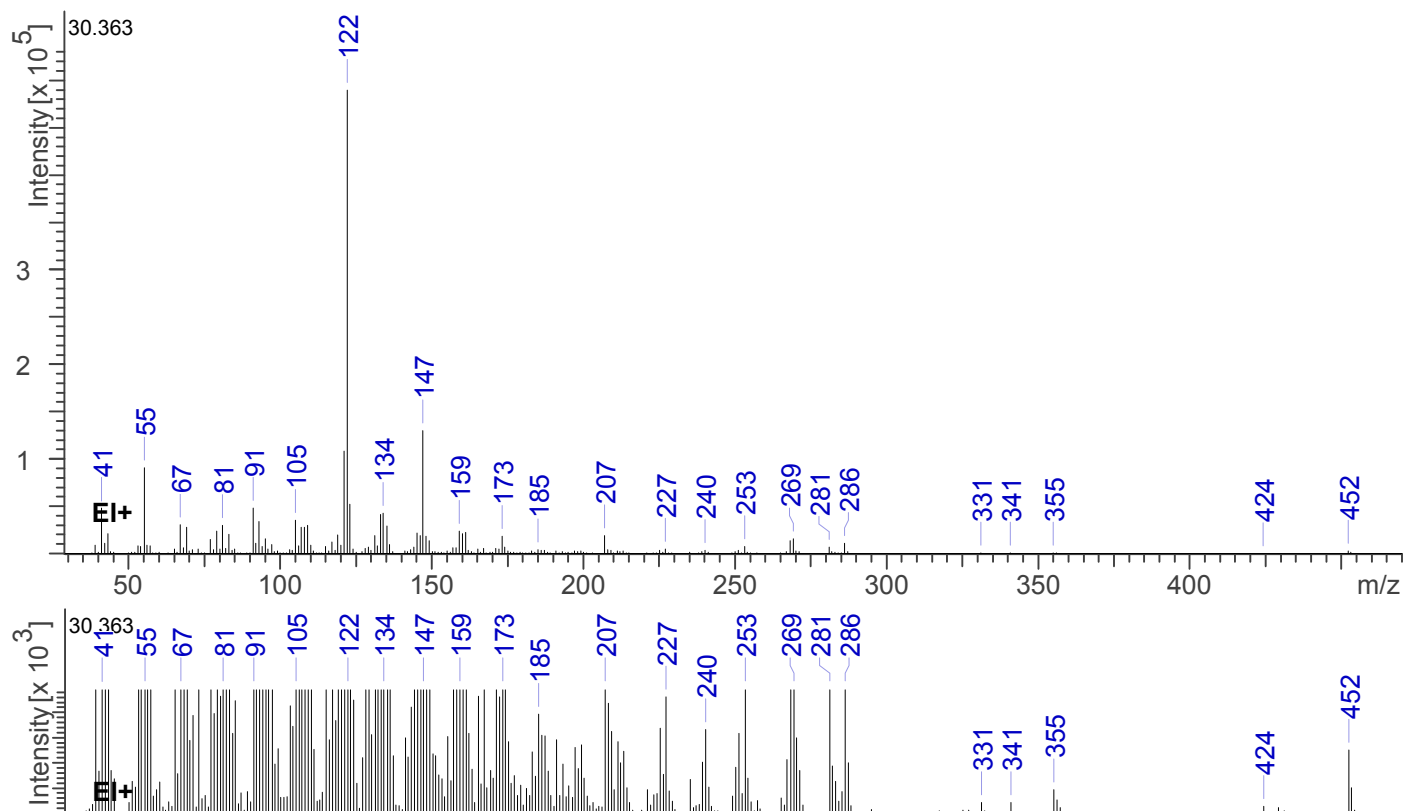
3.2 GAS CHROMATOGRAPHY/MASS SPECTROMETRY

Sample Preparation: Dilute analyte ~5 mg/mL in CHCl₃:CH₃OH 50:50.

Instrument: Agilent gas chromatograph operated in split mode with MS detector
Column: DB-1 MS (or equivalent); 30m x 0.25 mm x 0.25 μm
Carrier Gas: Helium at 1 mL/min
Temperatures: Injector: 280°C
MSD transfer line: 280°C
MS Source: 230°C
MS Quad: 150°C
Oven program:
1) 100°C initial temperature for 2.0 min
2) Ramp to 300°C at 14 °C/min
3) Hold final temperature for 25.0 min

Injection Parameters: Split Ratio = 25:1, 3 μL injected
MS Parameters: Mass scan range: 34-550 amu
Threshold: 100
Tune file: stune.u
Acquisition mode: scan
Retention Time: 30.268 min

EI Mass Spectrum: Boldenone Undecylenate Lot# 194166A





Boldenone Undecylenate

The Drug Enforcement Administration's Special Testing and Research Laboratory generated this monograph using structurally confirmed reference material.

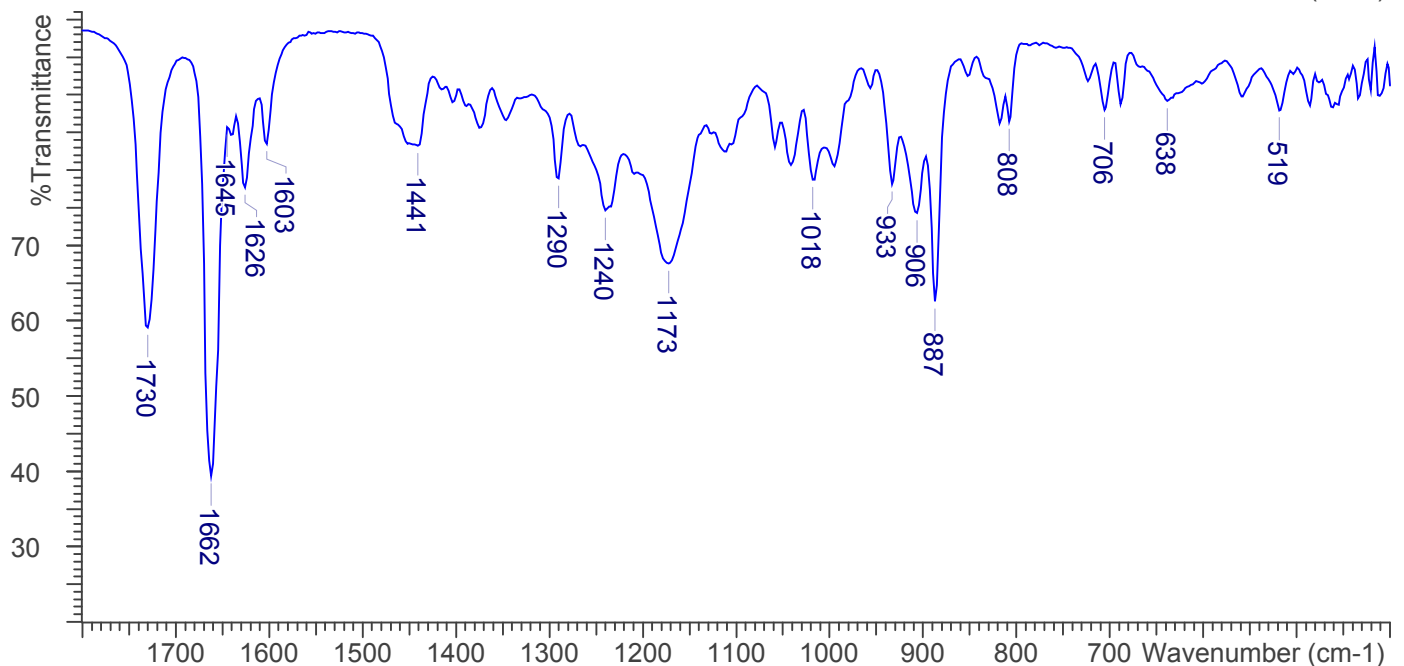
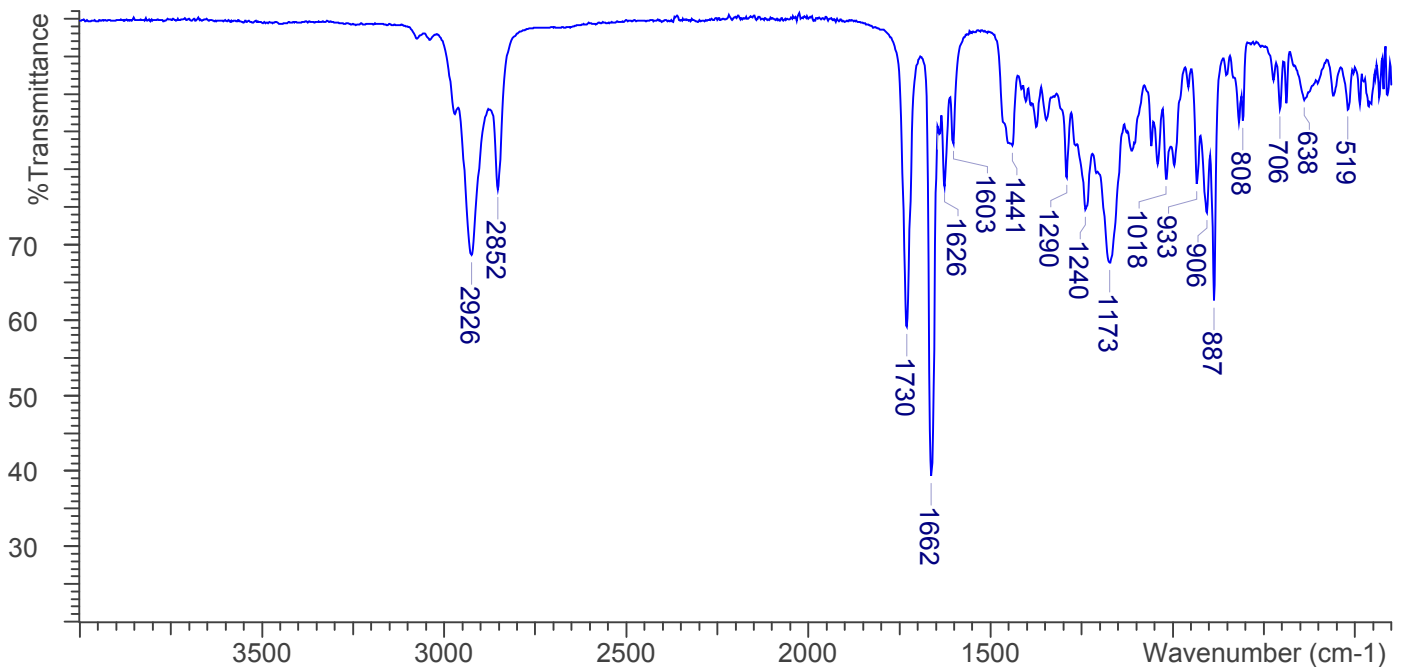


3.3 INFRARED SPECTROSCOPY (FTIR)

Instrument: FTIR with diamond ATR attachment (1 bounce)

Scan Parameters:
Number of scans: 32
Number of background scans: 32
Resolution: 4 cm^{-1}
Sample gain: 8
Aperture: 150

FTIR ATR (Diamond, 1 Bounce): Boldenone Undecylenate Lot# 194166A





Boldenone Undecylenate

The Drug Enforcement Administration's Special Testing and Research Laboratory generated this monograph using structurally confirmed reference material.



4. ADDITIONAL RESOURCES

[Forendex](#)