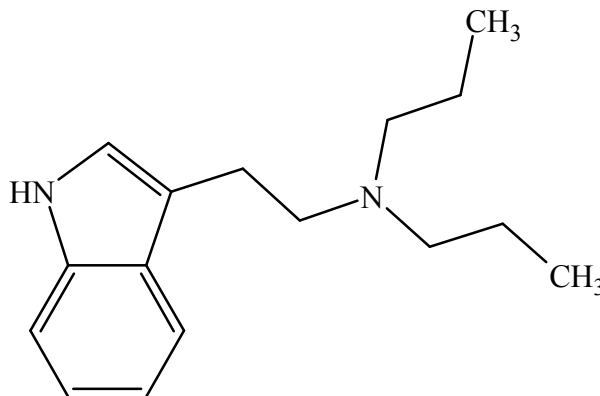




DPT

The Drug Enforcement Administration's Special Testing and Research Laboratory generated this monograph using structurally confirmed reference material.



1. GENERAL INFORMATION

IUPAC Name:	<i>N</i> -[2-(1 <i>H</i> -indol-3-yl)ethyl]- <i>N</i> -propylpropan-1-amine
CAS#:	61-52-9 (base), 16382-06-2 (HCl)
Synonyms:	<i>N,N</i> -dipropyltryptamine, <i>N,N</i> -dipropyl-1 <i>H</i> -indole-3-ethanamine
Source:	DEA Reference Material Collection
Appearance:	White Powder (HCl)
UV_{max} (nm):	Not Determined

2. CHEMICAL AND PHYSICAL DATA

2.1 CHEMICAL DATA

Form	Chemical Formula	Molecular Weight	Melting Point (°C)
Base	C ₁₆ H ₂₄ N ₂	244	Not Determined
HCl	C ₁₆ H ₂₄ N ₂ · HCl	280	178.1



DPT

The Drug Enforcement Administration's Special Testing and Research Laboratory generated this monograph using structurally confirmed reference material.



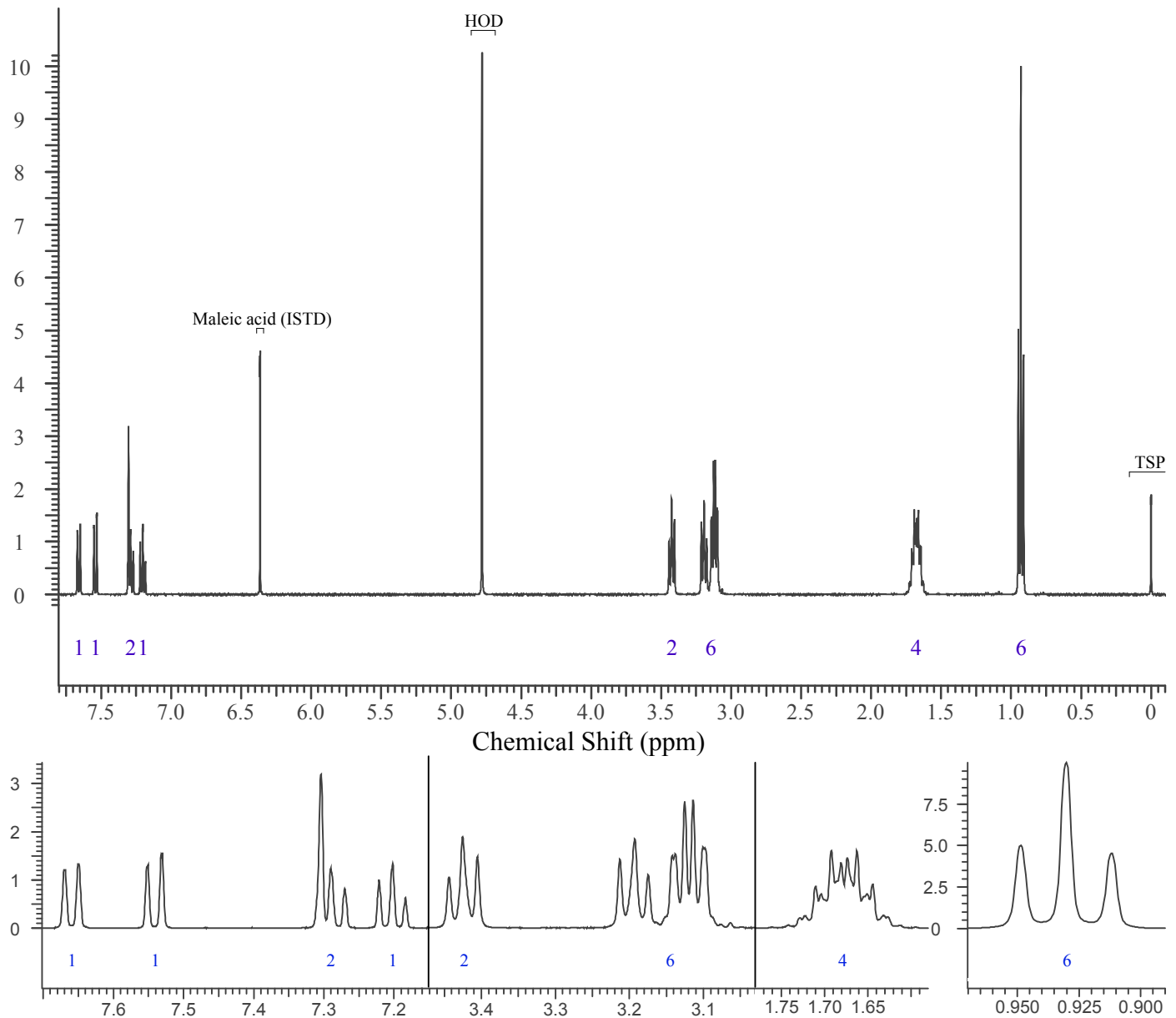
3. QUALITATIVE DATA

3.1 NUCLEAR MAGNETIC RESONANCE

Sample Preparation: Dilute analyte to ~20 mg/mL in deuterium oxide (D₂O) containing TSP for 0 ppm reference and maleic acid as quantitative internal standard.

Instrument: 400 MHz NMR spectrometer
Parameters: Spectral width: at least containing -3 ppm through 13 ppm
Pulse angle: 90°
Delay between pulses: 45 seconds

¹H NMR: DPT HCl; Lot H-0405; D₂O; 400 MHz





DPT

The Drug Enforcement Administration's Special Testing and Research Laboratory generated this monograph using structurally confirmed reference material.



3.2 Gas Chromatography/Mass Spectrometry

Sample Preparation: Dilute analyte ~ 4 mg/mL base extracted into chloroform

Instrument: Agilent gas chromatograph operated in split mode with MS detector

Column: DB-1 MS (or equivalent); 30m x 0.25 mm x 0.25 μ m

Carrier Gas: Helium at 1 mL/min

Temperatures: Injector: 280°C
MSD transfer line: 280°C

MS Source: 230°C

MS Quad: 150°C

Oven program:

1) 100°C initial temperature for 1.0 min

2) Ramp to 300°C at 12 °C/min

3) Hold final temperature for 9.0 min

Injection Parameters: Split Ratio = 20:1, 1 μ L injected

MS Parameters: Mass scan range: 30-550 amu

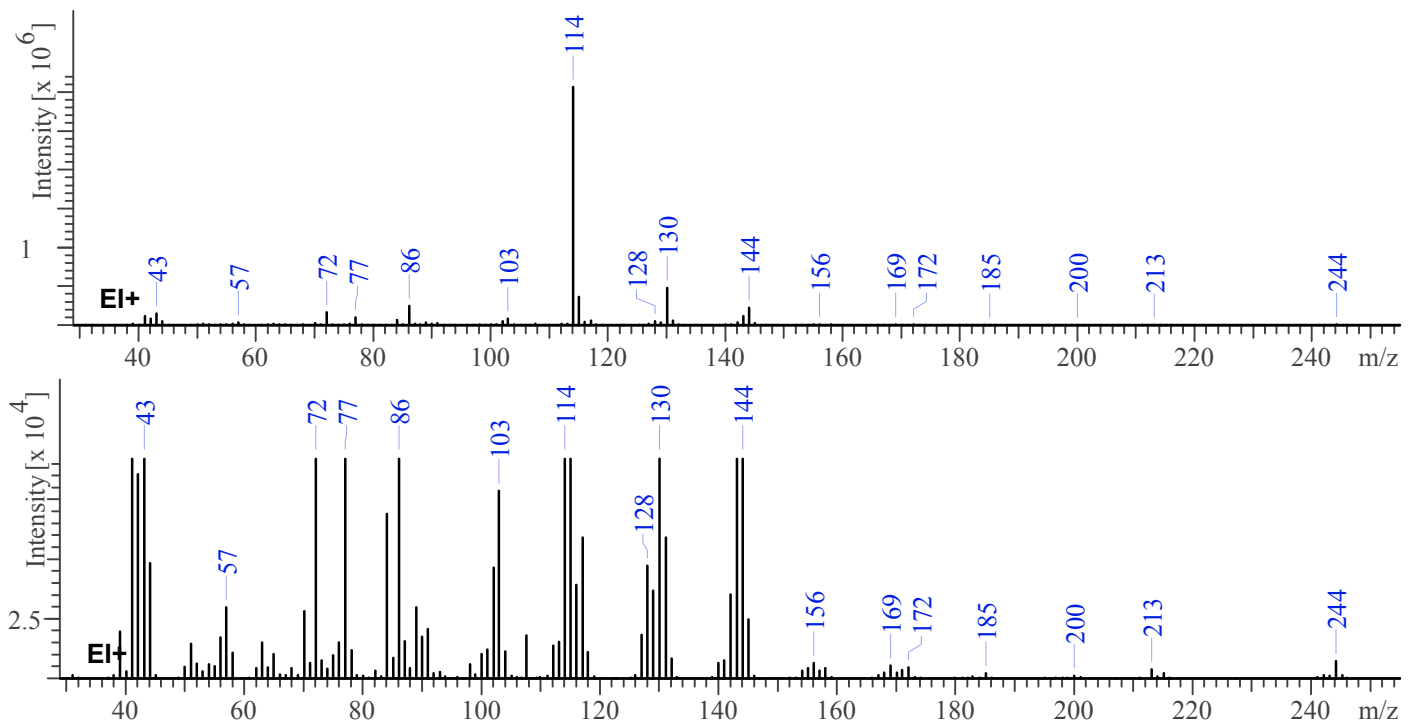
Threshold: 100

Tune file: stune.u

Acquisition mode: scan

Retention Time: 11.694 min

EI Mass Spectrum: DPT HCl; Lot H-0405





DPT

The Drug Enforcement Administration's Special Testing and Research Laboratory generated this monograph using structurally confirmed reference material.

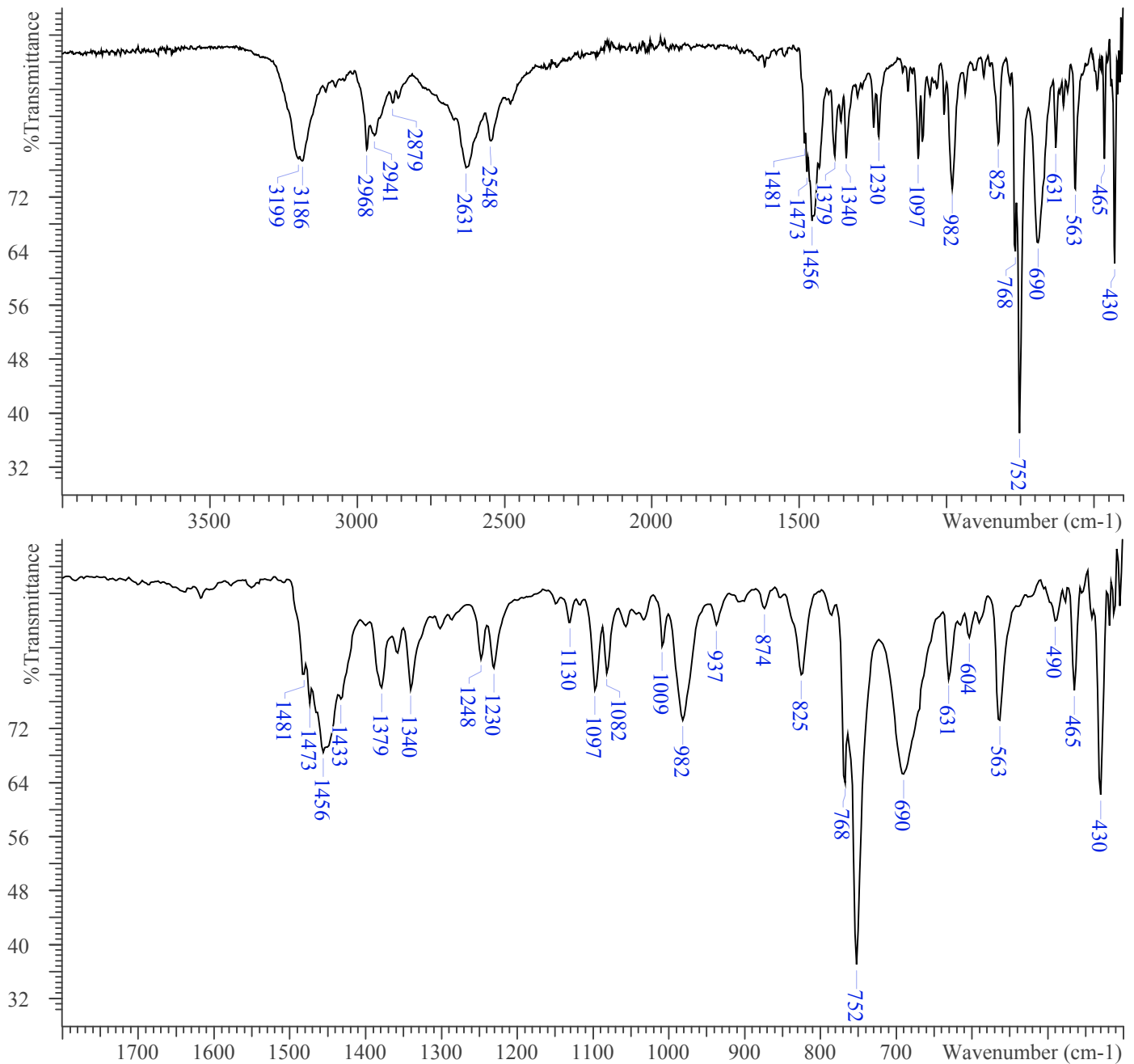


3.3 INFRARED SPECTROSCOPY (FTIR)

Instrument: FTIR with diamond ATR attachment (1 bounce)

Scan Parameters:
Number of scans: 32
Number of background scans: 32
Resolution: 4 cm⁻¹
Sample gain: 8
Aperture: 150

FTIR ATR (Diamond, 1 Bounce): DPT HCl; Lot H-0405





DPT

The Drug Enforcement Administration's Special Testing and Research Laboratory generated this monograph using structurally confirmed reference material.



4. ADDITIONAL RESOURCES

Spratley, T.K.; Hays, P.A.; Geer, L.C.; Cooper, S.D.; McKibben, T.D. Analytical Profiles for Five "Designer" Tryptamines. *Microgram Journal* **2005**, 3 (1-2), 54-68.

[Wikipedia](#)