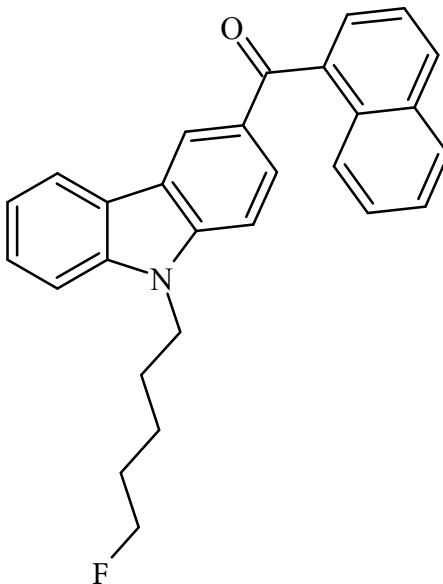




EG-2201

The Drug Enforcement Administration's Special Testing and Research Laboratory generated this monograph using structurally confirmed reference material.



1. GENERAL INFORMATION

IUPAC Name:	[9-(5-fluoropentyl)-9H-carbazol-3-yl](naphthalen-1-yl)methanone
CAS#:	Not Available
Synonyms:	Not Available
Source:	DEA Reference Material Collection
Appearance:	Pale Yellow Powder
UV_{max}(nm):	Not Determined

2. CHEMICAL AND PHYSICAL DATA

2.1 CHEMICAL DATA

Form	Chemical Formula	Molecular Weight	Melting Point (°C)
Base	C ₂₈ H ₂₄ FNO	409	95.3



EG-2201

The Drug Enforcement Administration's Special Testing and Research Laboratory generated this monograph using structurally confirmed reference material.



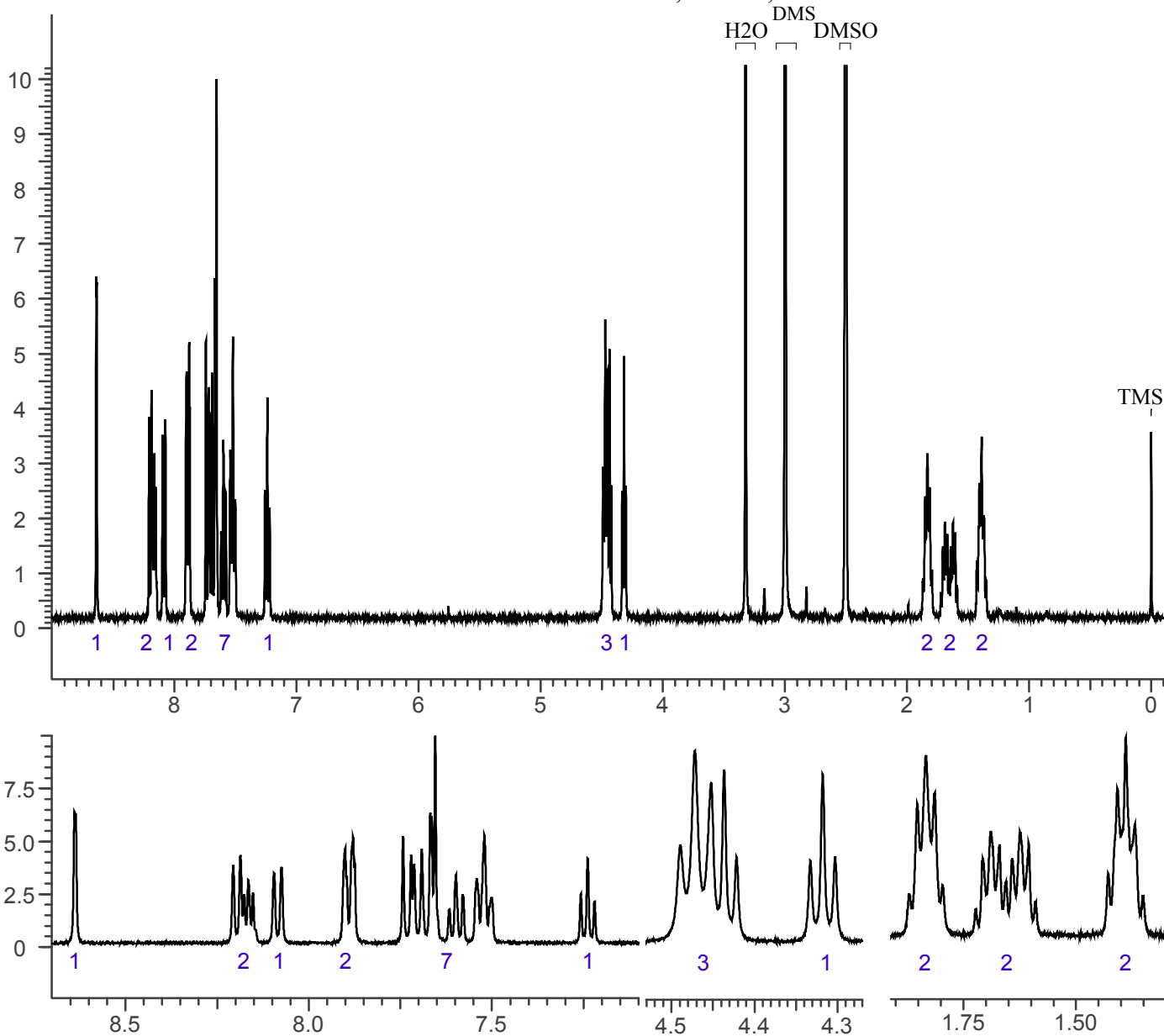
3. QUALITATIVE DATA

3.1 NUCLEAR MAGNETIC RESONANCE

Sample Preparation: Dilute analyte to ~5 mg/mL in DMSO containing TMS for 0 ppm reference and dimethylsulfone as quantitative internal standard.

Instrument: 400 MHz NMR spectrometer
Parameters: Spectral width: at least containing -3 ppm through 13 ppm
Pulse angle: 90°
Delay between pulses: 45 seconds

¹H NMR: EG-2201 Lot# 0466401-1; DMSO; 400MHz





EG-2201

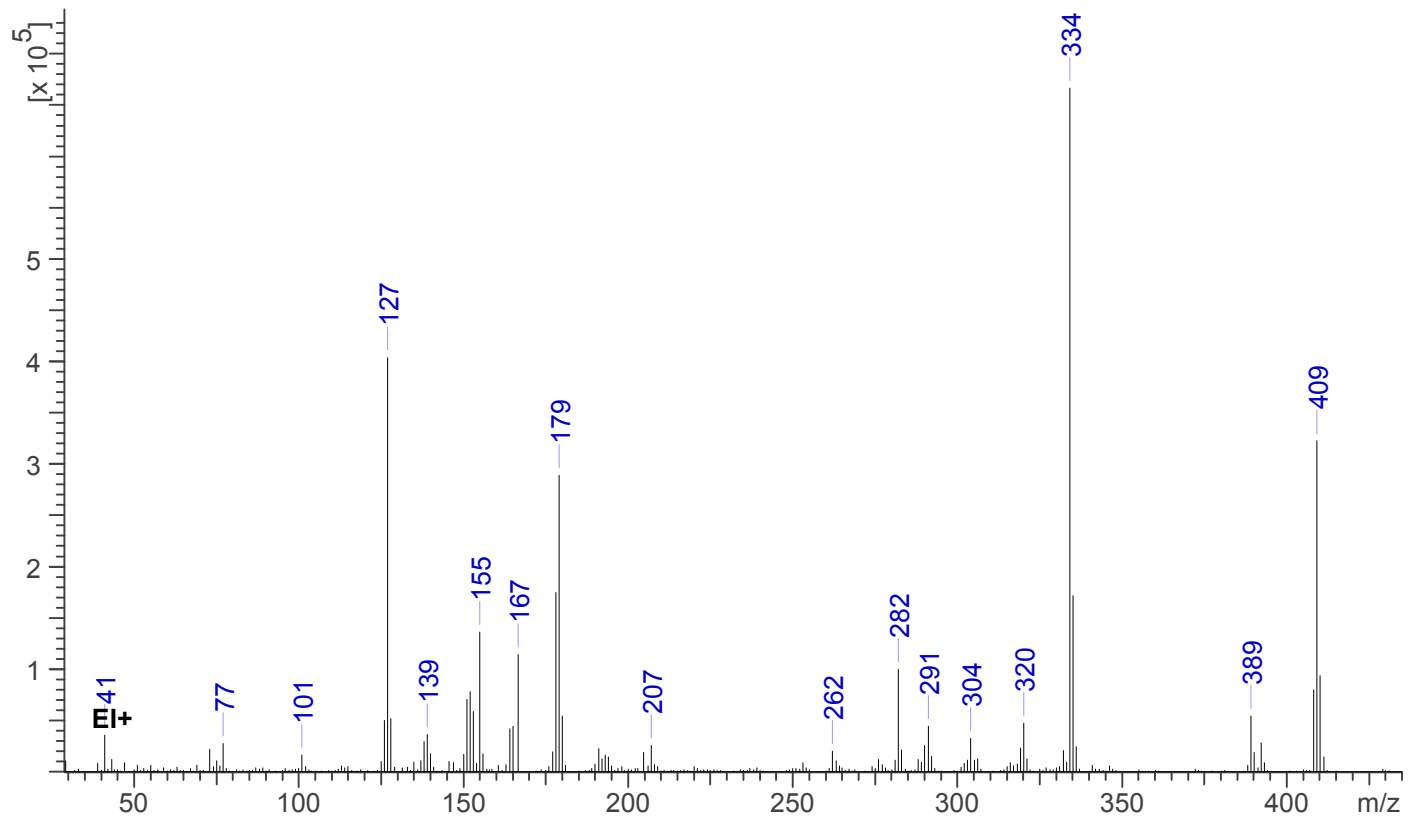
The Drug Enforcement Administration's Special Testing and Research Laboratory generated this monograph using structurally confirmed reference material.



3.2 GAS CHROMATOGRAPHY/MASS SPECTROMETRY

Sample Preparation: Dilute analyte ~5 mg/mL in CHCl₃.

Instrument: Agilent gas chromatograph operated in split mode with MS detector
Column: HP-5 MS (or equivalent); 30m x 0.25 mm x 0.25 μm
Carrier Gas: Helium at 1 mL/min
Temperatures: Injector: 280°C
MSD transfer line: 280°C
MS Source: 230°C
MS Quad: 150°C
Oven program:
1) 90°C initial temperature for 2.0 min
2) Ramp to 315°C at 30 °C/min
3) Hold final temperature for 18.5 min
Injection Parameters: Split Ratio = 20:1, 1 μL injected
MS Parameters: Mass scan range: 30-550 amu
Threshold: 100
Tune file: stune.u
Acquisition mode: scan
Retention Time: 22.432 min
EI Mass Spectrum: EG-2201 Lot# 0466401-1





EG-2201

The Drug Enforcement Administration's Special Testing and Research Laboratory generated this monograph using structurally confirmed reference material.

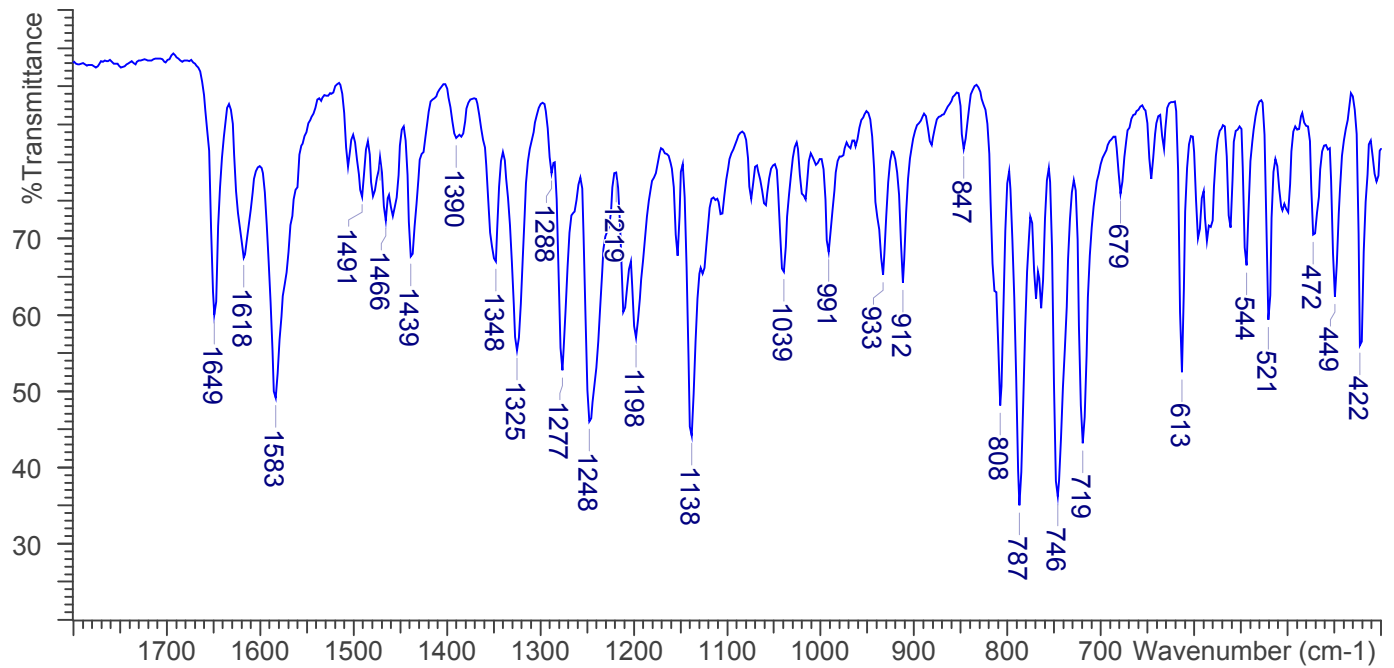
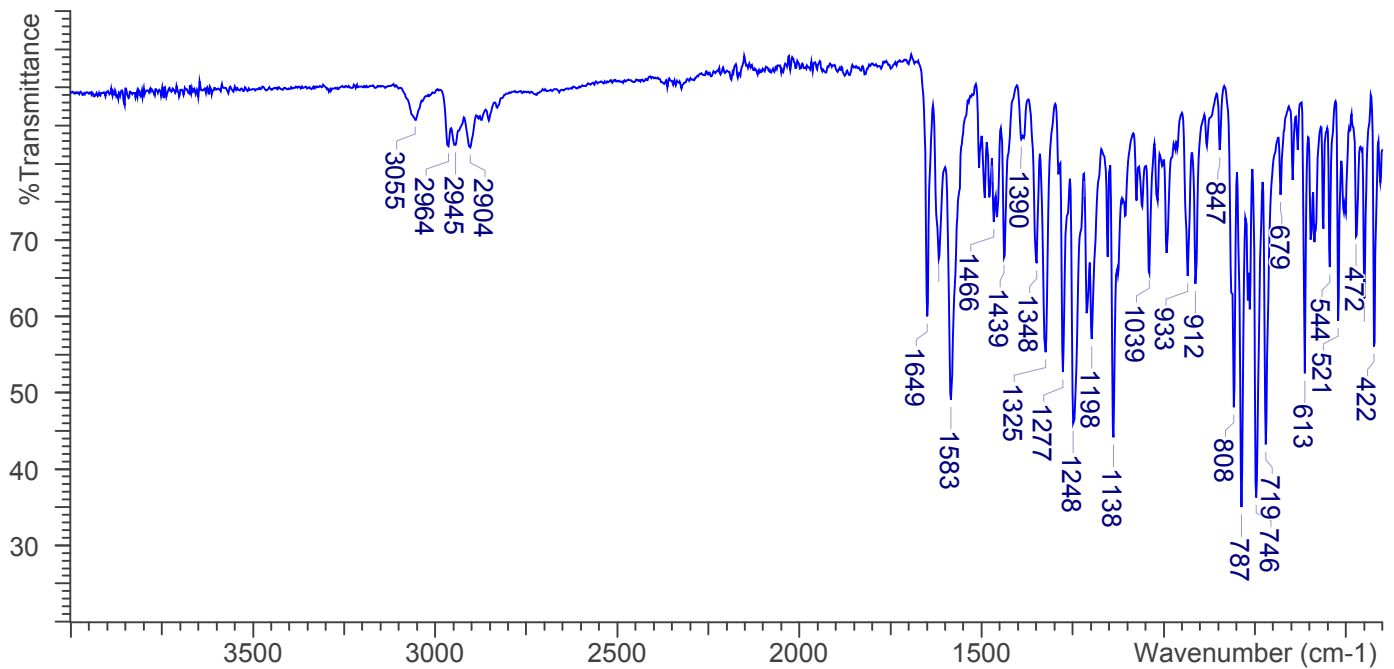


3.3 INFRARED SPECTROSCOPY (FTIR)

Instrument: FTIR with diamond ATR attachment (1 bounce)

Scan Parameters:
Number of scans: 32
Number of background scans: 32
Resolution: 4 cm⁻¹
Sample gain: 8
Aperture: 150

FTIR ATR (Diamond, 1 Bounce): EG-2201 Lot# 0466401-1





EG-2201

The Drug Enforcement Administration's Special Testing and Research Laboratory generated this monograph using structurally confirmed reference material.



4. ADDITIONAL RESOURCES

No Literature available as of 04/2015