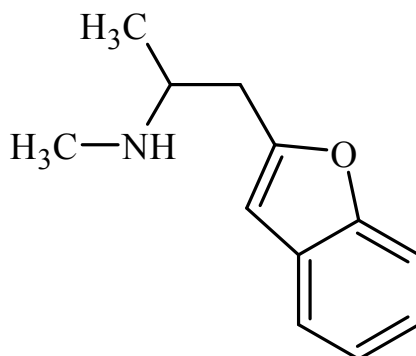




2-MAPB

The Drug Enforcement Administration's Special Testing and Research Laboratory generated this monograph using structurally confirmed reference material.



1. GENERAL INFORMATION

IUPAC Name: 1-(1-benzofuran-2-yl)-*N*-methylpropan-2-amine

CAS#: 100389-74-0(HCl)

Synonyms: 2-(2-methylaminopropyl)benzofuran HCl

Source: DEA Reference Material Collection

Appearance: Pale yellow powder

UV_{max}(nm): Not Determined

2. CHEMICAL AND PHYSICAL DATA

2.1 CHEMICAL DATA

Form	Chemical Formula	Molecular Weight	Melting Point (°C)
Base	C ₁₂ H ₁₅ NO	189	Not Determined
HCl	C ₁₂ H ₁₅ NO HCl	225	131.2



2-MAPB

The Drug Enforcement Administration's Special Testing and Research Laboratory generated this monograph using structurally confirmed reference material.

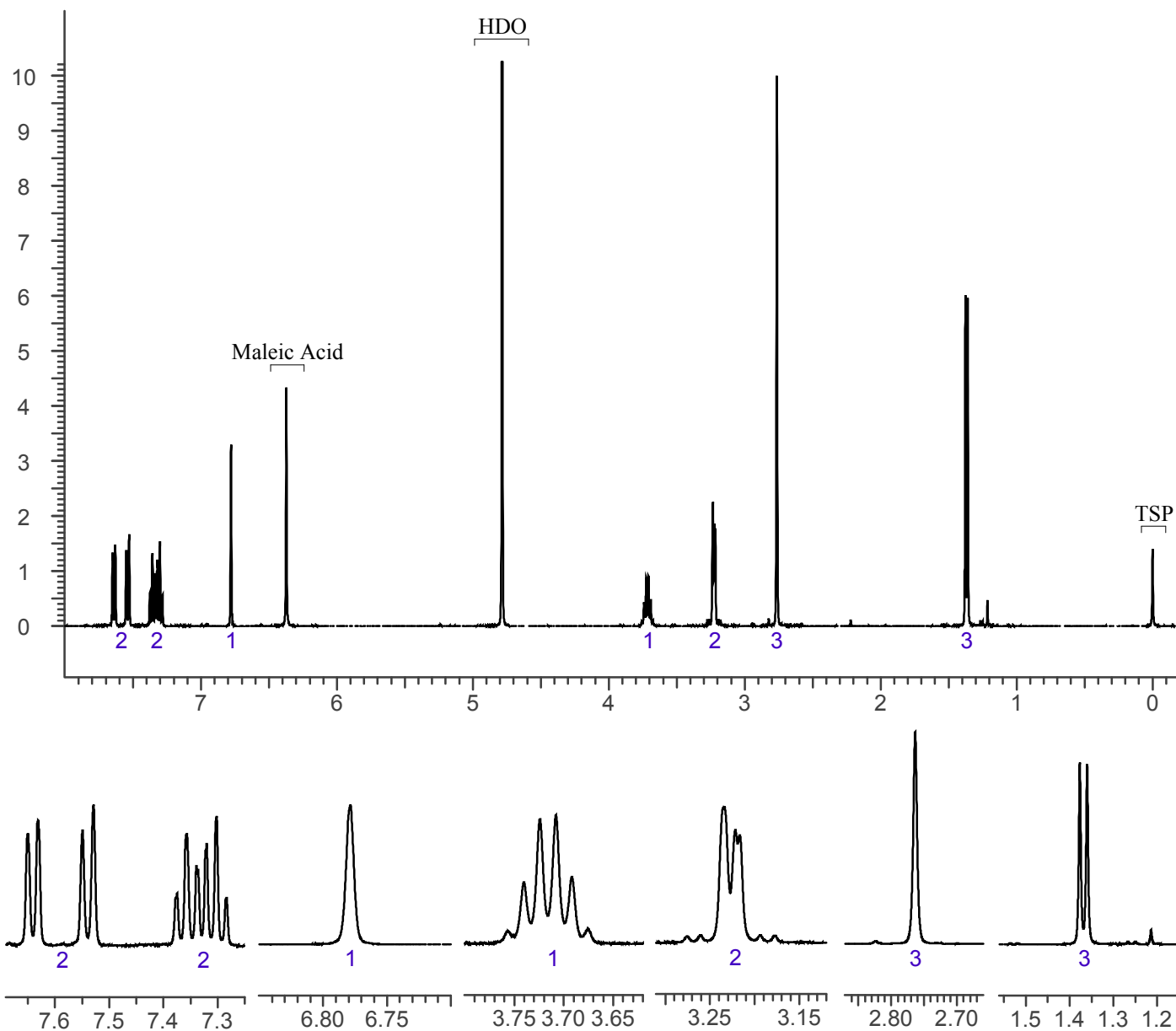


3. QUALITATIVE DATA

3.1 NUCLEAR MAGNETIC RESONANCE

Sample Preparation: Dilute analyte to ~18 mg/mL in D₂O containing TSP for 0 ppm reference and maleic acid as quantitative internal standard.

Instrument: 400 MHz NMR spectrometer
Parameters: Spectral width: at least containing -2.9 ppm through 13.2 ppm
Pulse angle: 90°
Delay between pulses: 45 seconds
¹HNMR: 2-MAPB HCl; Lot RM-140723-01; D₂O; 400MHz





2-MAPB

The Drug Enforcement Administration's Special Testing and Research Laboratory generated this monograph using structurally confirmed reference material.



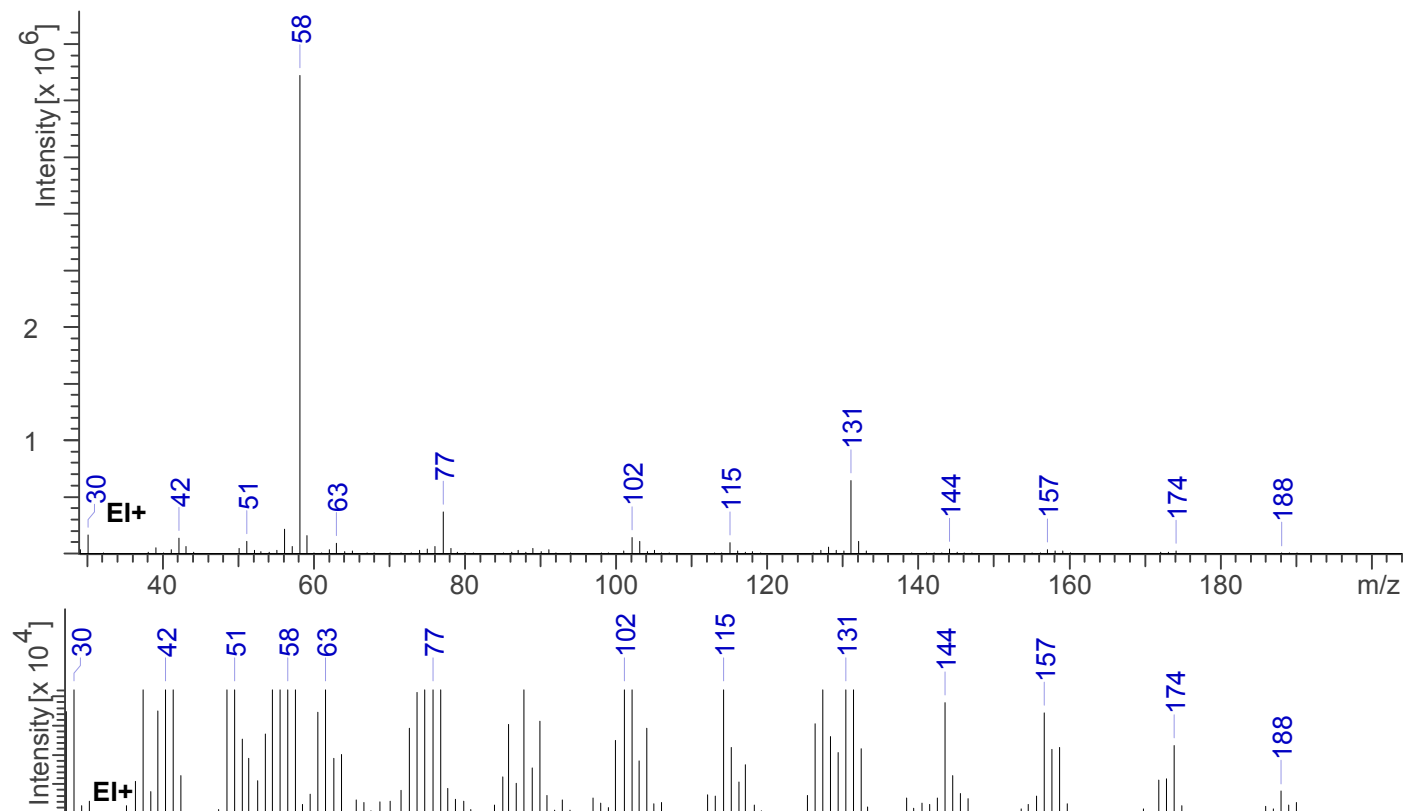
3.2 GAS CHROMATOGRAPHY/MASS SPECTROMETRY

Sample Preparation: Dilute analyte ~5 mg/mL in CHCl₃:NaOH.

Instrument: Agilent gas chromatograph operated in split mode with MS detector
Column: HP-5 MS (or equivalent); 30m x 0.25 mm x 0.25 μm
Carrier Gas: Helium at 1 mL/min
Temperatures: Injector: 280°C
MSD transfer line: 280°C
MS Source: 230°C
MS Quad: 150°C
Oven program:
1) 100°C initial temperature for 1.0 min
2) Ramp to 300°C at 12 °C/min
3) Hold final temperature for 9.0 min

Injection Parameters: Split Ratio = 20:1, 1 μL injected
MS Parameters: Mass scan range: 30-550 amu
Threshold: 100
Tune file: stune.u
Acquisition mode: scan
Retention Time: 8.204 min

EI Mass Spectrum: 2-MAPB HCl Lot# RM-140723-01





2-MAPB

The Drug Enforcement Administration's Special Testing and Research Laboratory generated this monograph using structurally confirmed reference material.

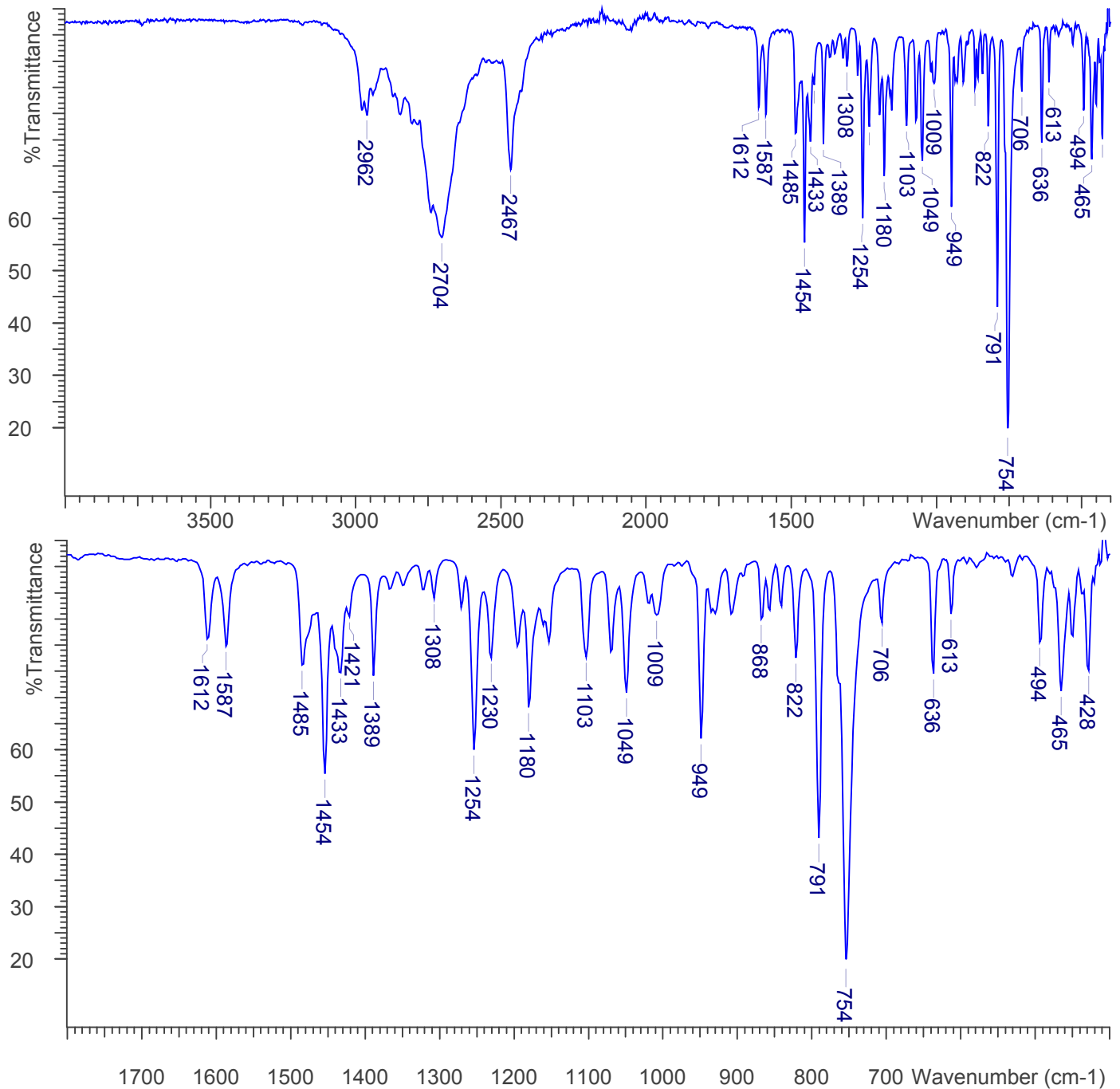


3.3 INFRARED SPECTROSCOPY (FTIR)

Instrument: FTIR with diamond ATR attachment (1 bounce)

Scan Parameters:
Number of scans: 32
Number of background scans: 32
Resolution: 4 cm⁻¹
Sample gain: 8
Aperture: 150

FTIR ATR (Diamond, 1 Bounce): 2-MAPB HCl Lot RM-140723-01





2-MAPB

The Drug Enforcement Administration's Special Testing and Research Laboratory generated this monograph using structurally confirmed reference material.



4. ADDITIONAL RESOURCES

No Literature available as of 02/2016