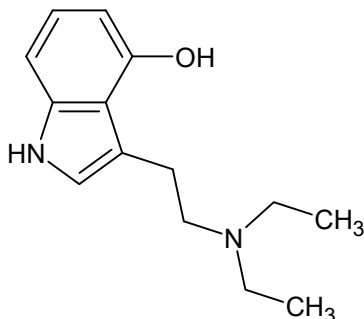




4-Hydroxy-diethyltryptamine

The Drug Enforcement Administration's Special Testing and Research Laboratory generated this monograph using structurally confirmed reference material.



1. GENERAL INFORMATION

IUPAC Name: 3-(2-(diethylamino)ethyl)-1H-indol-4-ol

CAS#: 22204-89-3

Synonyms: 4-Hydroxy-DET

Source: DEA Reference Material Collection

Appearance: Off-white powder

UV_{max}(nm): Not determined

2. CHEMICAL AND PHYSICAL DATA

2.1 CHEMICAL DATA

Form	Chemical Formula	Molecular Weight	Melting Point (°C)
Base	C ₁₄ H ₂₀ N ₂ O	232.32	101.3
HCl	C ₁₄ H ₂₀ N ₂ O HCl	268.78	Not Determined



4-Hydroxy-diethyltryptamine

The Drug Enforcement Administration's Special Testing and Research Laboratory generated this monograph using structurally confirmed reference material.



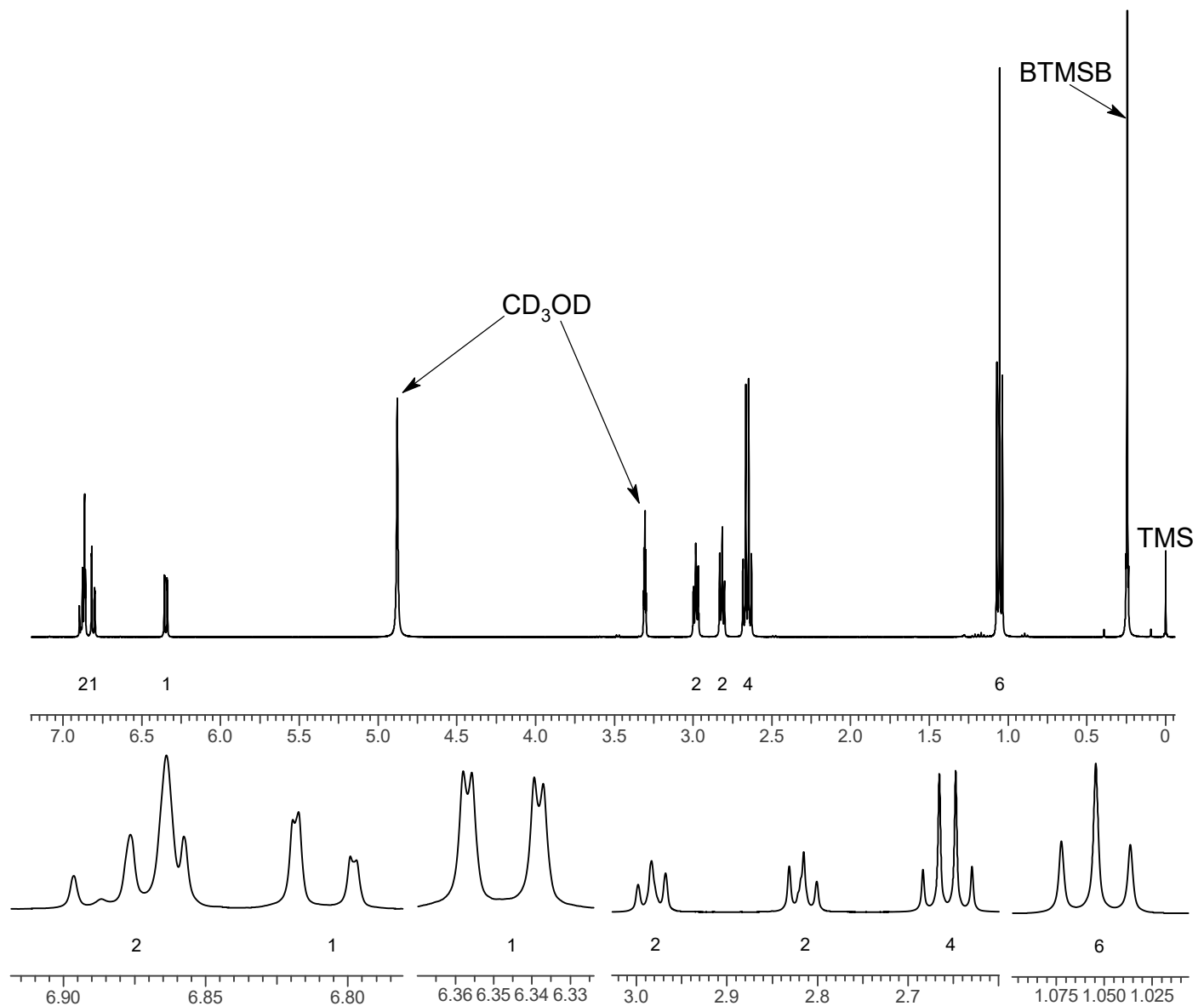
3. QUALITATIVE DATA

3.1 NUCLEAR MAGNETIC RESONANCE

Sample Preparation: Dilute analyte to ~11 mg/mL in methanol- d_4 containing TMS for 0 ppm reference and 1,4-BTMSB- d_4 as quantitative internal standard.

Instrument: 400 MHz NMR spectrometer
Parameters: Spectral width: at least containing -3 ppm through 13 ppm
Pulse angle: 90°
Delay between pulses: 45 seconds

^1H NMR: 4-Hydroxy-diethyltryptamine; Lot# 0541116-1; methanol- d_4 ; 400MHz





4-Hydroxy-diethyltryptamine

The Drug Enforcement Administration's Special Testing and Research Laboratory generated this monograph using structurally confirmed reference material.

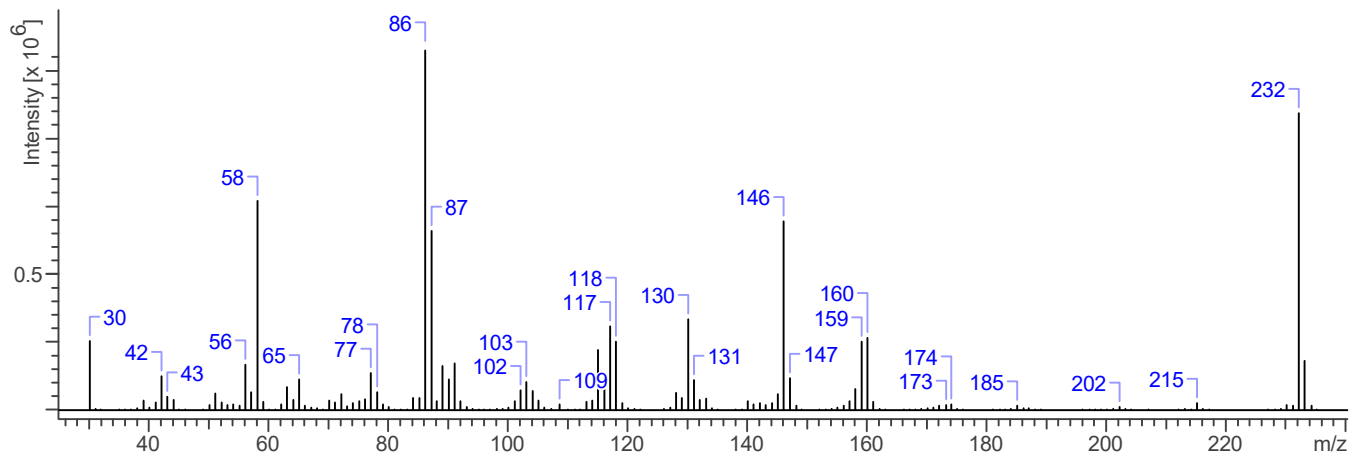
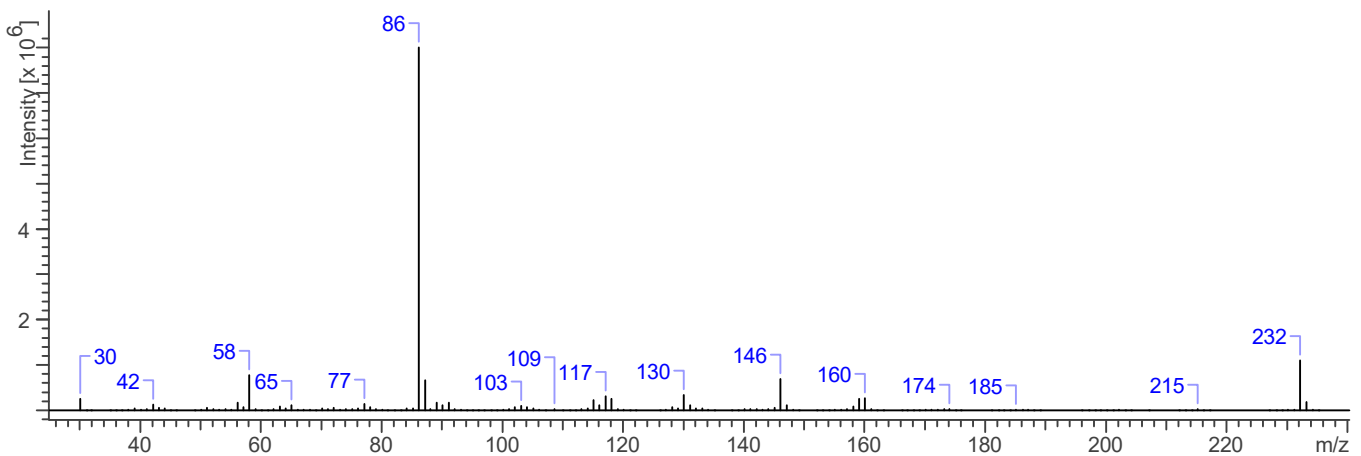


3.2 GAS CHROMATOGRAPHY/MASS SPECTROMETRY

Sample Preparation: Dilute analyte ~4 mg/mL in MeOH

Instrument: Agilent gas chromatograph operated in split mode with MS detector
Column: HP-5 MS (or equivalent); 30m x 0.25 mm x 0.25 μ m
Carrier Gas: Helium at 1.5 mL/min
Temperatures: Injector: 280°C MSD transfer line: 280°C
MS Source: 230°C MS Quad: 150°C
Oven program:
 1) 100°C initial temperature for 1.0 min
 2) Ramp to 280°C at 12 °C/min
 3) Hold final temperature for 9.0 min
Injection Parameters: Split Ratio = 25:1, 1 μ L injected
MS Parameters: Mass scan range: 30-550 amu Threshold: 150
Tune file: stune.u Acquisition mode: scan
Retention Time: 12.79 min

EI Mass Spectrum: 4-Hydroxy-diethyltryptamine; Lot# 0541116-1





4-Hydroxy-diethyltryptamine

The Drug Enforcement Administration's Special Testing and Research Laboratory generated this monograph using structurally confirmed reference material.



3.3 INFRARED SPECTROSCOPY (FTIR)

Instrument: FTIR with diamond ATR attachment (1 bounce)

Scan Parameters:
Number of scans: 32
Number of background scans: 32
Resolution: 4 cm⁻¹
Sample gain: 1
Aperture: 150

FTIR ATR (Diamond 1 Bounce): 4-Hydroxy-diethyltryptamine; Lot# 0541116-1

