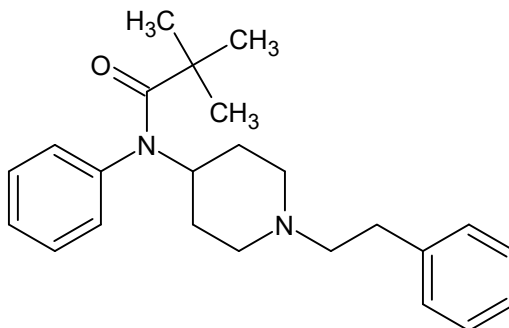




Pivaloyl Fentanyl

The Drug Enforcement Administration's Special Testing and Research Laboratory generated this monograph using structurally confirmed reference material.



1. GENERAL INFORMATION

IUPAC Name:	<i>N</i> -(1-phenethylpiperidin-4-yl)phenylpivalamide
CAS#:	NA
Synonyms:	2,2-dimethyl- <i>N</i> -phenyl- <i>N</i> -[1-(2-phenylethyl)piperidin-4-yl]propanamide
Source:	DEA Reference Material Collection
Appearance:	White powder
UV_{max}(nm):	Not determined

2. CHEMICAL AND PHYSICAL DATA

2.1 CHEMICAL DATA

Form	Chemical Formula	Molecular Weight	Melting Point (°C)
Base	C ₂₄ H ₃₂ N ₂ O	364.52	Not Determined
HCl	C ₂₄ H ₃₂ N ₂ O HCl	400.98	Not Determined



Pivaloyl Fentanyl

The Drug Enforcement Administration's Special Testing and Research Laboratory generated this monograph using structurally confirmed reference material.



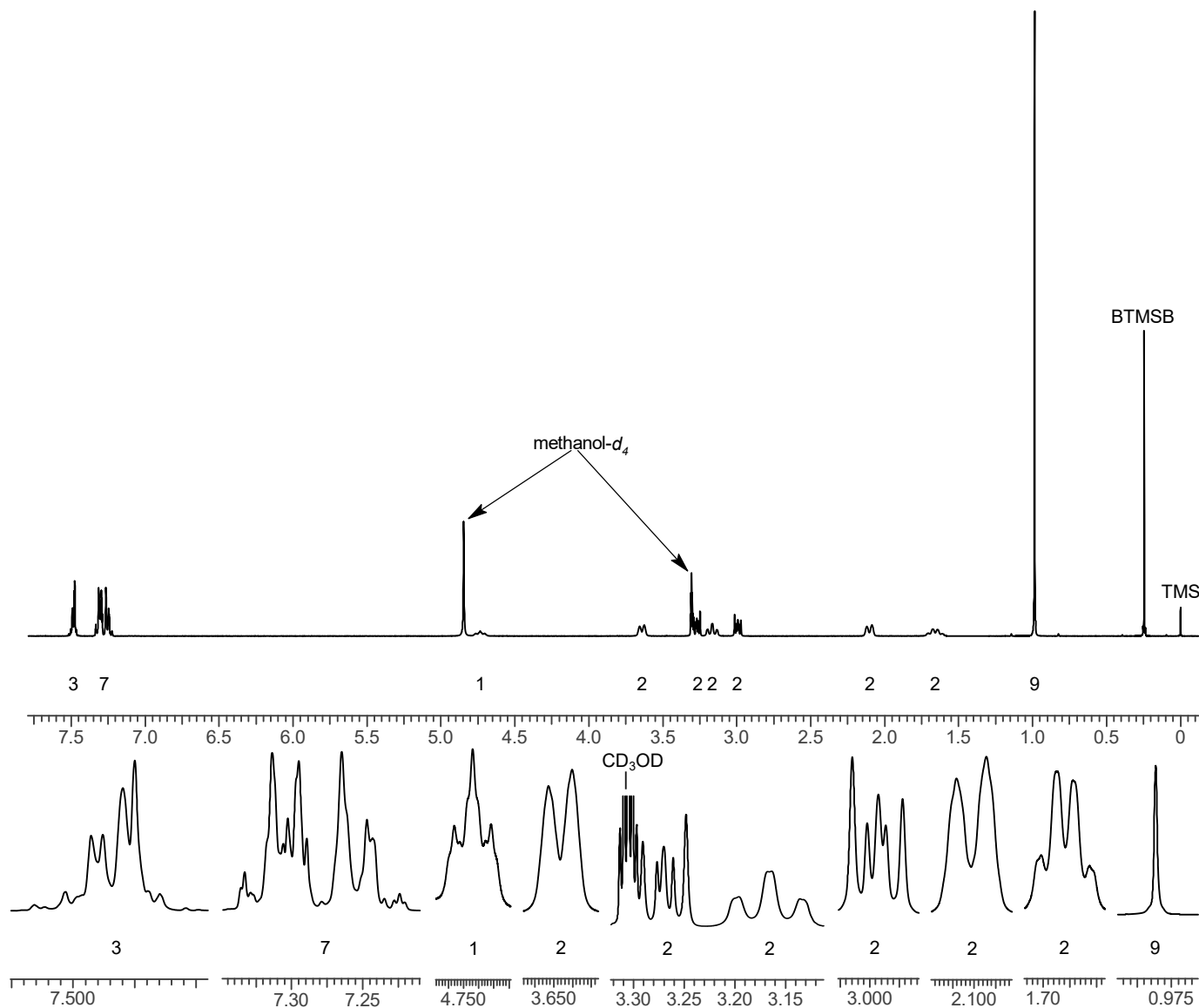
3. QUALITATIVE DATA

3.1 NUCLEAR MAGNETIC RESONANCE

Sample Preparation: Dilute analyte to ~14 mg/mL in methanol- d_4 containing TMS for 0 ppm reference and 1,4-BTMSB- d_4 as quantitative internal standard.

Instrument: 400 MHz NMR spectrometer
Parameters: Spectral width: at least containing -3 ppm through 13 ppm
Pulse angle: 90°
Delay between pulses: 45 seconds

^1H NMR: Pivaloyl Fentanyl HCl; Lot# 0556897-1; methanol- d_4 ; 400MHz





Pivaloyl Fentanyl

The Drug Enforcement Administration's Special Testing and Research Laboratory generated this monograph using structurally confirmed reference material.



3.2 GAS CHROMATOGRAPHY/MASS SPECTROMETRY

Sample Preparation: Dilute analyte ~4 mg/mL in MeOH

Instrument: Agilent gas chromatograph operated in split mode with MS detector

Column: HP-5 MS (or equivalent); 30m x 0.25 mm x 0.25 μ m

Carrier Gas: Helium at 1.5 mL/min

Temperatures: Injector: 280°C MSD transfer line: 280°C

MS Source: 230°C MS Quad: 150°C

Oven program:

1) 100°C initial temperature for 1.0 min

2) Ramp to 280°C at 12 °C/min

3) Hold final temperature for 30.0 min

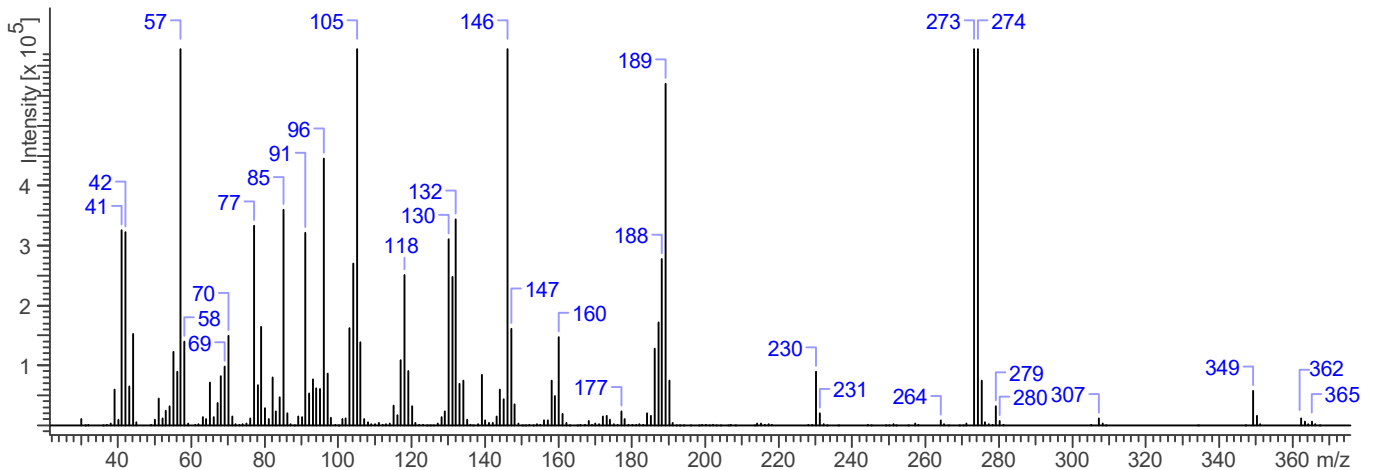
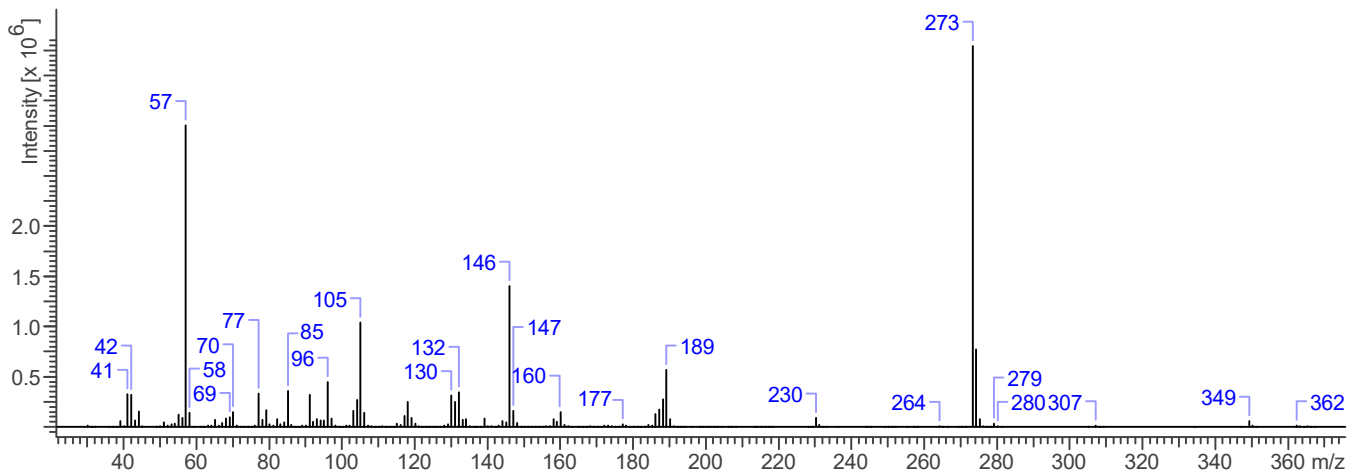
Injection Parameters: Split Ratio = 25:1, 1 μ L injected

MS Parameters: Mass scan range: 30-550 amu Threshold: 250

Tune file: stune.u Acquisition mode: scan

Retention Time: 17.00 min

EI Mass Spectrum: Pivaloyl Fentanyl HCl; Lot# 0556897-1





Pivaloyl Fentanyl

The Drug Enforcement Administration's Special Testing and Research Laboratory generated this monograph using structurally confirmed reference material.



3.3 INFRARED SPECTROSCOPY (FTIR)

Instrument: FTIR with diamond ATR attachment (1 bounce)

Scan Parameters:
Number of scans: 32
Number of background scans: 32
Resolution: 4 cm⁻¹
Sample gain: 1
Aperture: 150

FTIR ATR (Diamond 1 Bounce): Pivaloyl Fentanyl HCl; Lot# 0556897-1

